



WELCOME

With a great honor, I'm thankful to welcome the many readers of our Newsletter. This is not the final draft of our monthly informations yet. But we're getting closer and closer to the new version and look. Right now, starting from this issue, the contents will be richer in news and up-to-dated with more comprehensive informations. This issue is a sort of publishing test, so we're inviting you to let us know your suggestions and to send us your feedback about it: they are very important for the improvement of the entire system in order to provide you a better and better service. Enjoy the reading.

Abdellatif Ghedira

108TH SESSION OUTCOME

Madrid - The Council of Members of the International Olive Council (IOC) held the 108th session between 19 and 23 November 2018 at IOC headquarters in Madrid (Spain). The plenary sitting took place on Friday 23 November

2018. The Ministers of Agriculture from Egypt and Tunisia attended the second part of the meeting. The following members and observers participated: Members: Algeria, Argentina, Egypt, the European Union (EU), the Islamic Republic of Iran, Israel, Jordan, Lebanon, Libya, Morocco, Tunisia, Turkey, the State of Palestine and Uruguay.



Observers: the Arab Federation for Food Industries (ARABFFI), the International Centre for Advanced Mediterranean Agronomic Studies (French acronym CIHEAM), the USA, the Food and Agriculture Organization of the United Nations (FAO) and Peru. The reports of the Committees of Chemistry and Standardization, of Economics and Promotion, with its Observatory included; of Administrative and Financial Affairs; Tech-



nique and Environment, training and cooperation included, the internal auditor office and of the Advisory Committee, were examined and approved by the board at the meeting. Rounding up the very same meeting, the Council of Members approved and endorsed the budget for 2019. On the proposal of the Moroccan delegation, the 109th edition of the IOI council will be held in Marrakesh in June 2019.

At the end of the session, the Members attended the transfer of power from Argentina, the outgoing chair of the International Olive Council for 2018, to Egypt, which will hold the chair from 1 January 2019.

2018 WORD OLIVE DAY AT IOC

Madrid - We celebrated World Olive Day at IOC headquarters in the presence of the Agricultural Ministers for Spain, **Luis Planas**, for Tunisia, **Samir Taieb**, and for Egypt, **Ezz El Din Abu Steit**, as well as a number of authorities and accredited diplomatic bodies. Since its creation in 1959, the International Olive Council has regulated the olive-growing sector and worked towards defining and elaborating norms and standards of quality in the international trade of olive oils and table olives.

We work for the good of the sector at all stages of the production chain, from the first farmer to the final consumer. The IOC moves into a new phase in our development that brings us to answer the question so often brought to us: why the IOC? Aside from its role of safeguarding quality and standards, the IOC is above all a hotbed of over a thousand specialists and experts in the field of olive-growing. Researchers,





engineers, economists, chemists, tasters, nutritionists, statisticians... all engage with the science as one through the forum that is the IOC, in the planned meetings and the over 150 laboratories officially recognised by us around the world.

For this reason, the IOC constitutes a unique scientific forum for the internationally renowned olive-growing sector. It interacts with a range of institutions, both in the private sector, through the Advisory Committee on Olive Oils and Table Olives, putting us at the heart of the day-to-day realities of olive-growing; and in the regional and international organisations dedicated to implementing activities for mutual interest and benefit.

CO₂ INTERNATIONAL SEMINAR

Madrid - The International Olive Council has developed an algorithm to calculate the carbon footprint of olive oil. The IOC has created this important tool with the help of experts in the field from all over the world. The tool is now available to all via this link:

<http://carbonbalance-pre.internationaloliveoil.org/en>

The results of the project were presented by **Jaime Lillo**, the Deputy Executive Director of the IOC, and **Abdelkrim Adi**, the Head of the Olive Growing, Olive Oil Technology and Environment Unit, in the presence of representatives from the 15 members countries of the IOC, experts, journalists from the specialised press, representatives from the global olive sector and members of the IOC Advisory Committee on olive oil and table olives.

■ Jaime Lillo.



Non-definitive scientific studies show how certain agricultural practices can increase the ability of the soil and plants to extract CO₂ from the atmosphere. Consumers seem very receptive to this approach; among those interviewed, 80% responded that they often bought agricultural products that were respectful of the environment and 66% said they read labels. Over the course of the seminar, attendees were reminded that, for every litre of olive oil produced, 10.65kg of CO₂ is extracted from the atmosphere, and global production of olive oil could even absorb the equivalent CO₂ emissions of a city with a population of over 7 million, or the size of Hong Kong. This shows that producing olive oil is good for the environment as the olive tree



■ Abdelkrim Adi.

is able to extract more CO₂ out of the atmosphere than other plants. The carbon footprint study is constantly changing and the connections made at the IOC seminar will encourage institutions, universities and researchers to work together to expand on the research already conducted. This collaboration received the praise and support from the Tunisian Minister for Agriculture, **Samir Taieb**, and the Egyptian Minister for Agriculture, **Ezz El Din Abu Steit**, who congratulated the IOC for its work during their speech at the end of the seminar. The Executive Director, **Abdellatif Ghedira**, gave the closing speech.

52ND ADVISORY COMMITTEE

Madrid - The Executive Director, **Abdellatif Ghedira**, opened the 52nd meeting of the Advisory Committee on olive oil and table olives. He was accompanied by **Jaime Lillo** and **Mustafa Sepetçi**, the two Deputy Executive Directors. Representatives from the olive sector around the world came to IOC headquarters in Madrid to attend the meeting. **Ali Ben Hadj M'Barek** held the chair; he focused on the ratification of the 2015 International Agreement on Olive Oil and Table Olives, taking note of the conclusions of the 107th session held in Buenos Aires, Argentina in

■ Ali Ben Hadj M'Barek.





June 2018, and of the proposals to be presented at the session last November, and analysing the draft document on the application of the organoleptic assessment method that have been submitted to the Council of Members.

The Advisory Committee was informed of the Executive Secretariat's activities in economics and promotion; chemistry and standardisation; olive growing, olive oil technology and the environment; and the progress of the new global centre of documentation on olive growing (the Observatory).

On this occasion, the vice-president of the Egyptian Olive Council, **Mostafa Hashem** announced that his country was a candidate for the 53rd meeting of the Advisory Committee, which could be held in Cairo in April 2019.

THE INTERNATIONAL MARKET

(Source : Economy and Promotion Unit)

I. WORLD TRADE IN OLIVE OIL AND TABLE OLIVES

1. OLIVE OIL – 2017/18

Imports in olive oil and olive-pomace oil at the close of the 2017/18 crop year (October 2017 – September 2018) increased by 29% in Brazil, 18% in Canada and 2% in the US. They remained stable in Japan. Russia¹ and Australia² recorded a 2% and 3%, respectively, in the eleven months of the crop year. Data from China have not been available since April but the first six months of the year a fall of 8% in imports compared to the same period the previous crop year.

Figures for the EU³ in the first eleven months of the crop year indicate that extra-EU imports increased by 97%, where Tunisia was the main contributor to this rise, and intra-EU acquisitions fell by 3% compared to the same period the previous crop year.

¹ Data for Russia for September 2018 were not available at the time of publishing this newsletter

² Data for Australia for September 2018 were not available at the time of publishing this newsletter

³ EU data for September 2018 were not available at the time of publishing this newsletter.



No	Importing country	October 16	October 17	November 16	November 17	December 16	December 17	January 17	January 18	February 17	February 18	March 17	March 18	April 17	April 18	May 17	May 18	June 17	June 18	July 17	July 18	August 17	August 18	September 17	September 18
1	Australia	2295,4	2843,6	3529,7	2039,0	2512,7	2016,3	3516,9	1475,0	2376,7	2498,0	2206,4	2454,3	2225,4	2160,0	2428,2	2826,0	1786,1	3397,0	2701,1	4125,0	2272,0	2903,0	1772,0	nd
2	Brazil	5232,9	5443,7	6844,5	7285,3	7652,5	7275,6	4363,3	6103,4	3930,6	6442,4	3930,6	8383,4	5397,1	7079,4	4496,4	6124,1	3971,8	4808,0	4243,8	5776,0	4786,9	5279,0	4610,0	6816,1
3	Canada	3580,2	4313,7	4873,0	3218,8	2883,7	2888,2	3222,4	3993,4	2842,6	3348,0	4200,9	4787,9	3882,6	4243,0	4070,8	3621,0	2720,7	4713,0	2177,6	3324,0	3152,0	5337,1	3127,0	4238,7
4	China	4188,8	2722,0	8375,6	3833,4	4928,6	7696,5	2776,8	6113,6	1852,0	859,0	2410,9	1338,0	2579,0	nd	3036,7	nd	2335,4	nd	4253,8	nd	5057,3	nd	4027,0	nd
5	Japan	3718,0	4871,0	5987,0	4432,0	3395,0	3946,3	4007,0	4705,3	3034,0	3664,0	4328,0	4585,0	4829,0	4486,0	6697,0	5128,0	4813,0	5037,0	5215,2	5462,4	5689,0	5480,0	5170,5	5387,8
6	Russia	2141,1	2254,7	2273,4	2036,0	1745,7	2106,9	1325,9	1783,0	1800,0	1746,5	2354,0	2011,2	2504,4	1995,0	2326,3	2432,0	2442,0	2160,5	1581,0	2318,8	2191,6	2340,6	1641,3	nd
7	USA	22315,9	27198,7	29150,7	20715,0	21996,1	26836,2	30428,7	25134,8	20021,8	22999,6	23209,0	29692,2	33968,4	32556,0	28045,4	28242,0	26623,2	26137,3	26375,6	31724,4	31323,2	27301,0	23264,0	23661,4
8	Extra-EU27	7774,5	6495,9	8827,0	16739,1	23950,8	25156,9	3177,8	11126,2	9111,2	23024,1	8329,9	23411,7	5755,2	18123,6	6587,2	21339,7	10545,6	15548,7	8455,2	13678,8	7537,0	22874,2	11082,2	nd
	Intra-EU27	81875,5	76921,2	93162,0	91723,7	113387,6	95192,9	93291,0	102835,3	118311,2	88279,8	109296,6	87091,1	78684,8	81351,2	88686,6	91582,2	89667,1	97838,5	83706,5	92525,4	65323,5	81309,6	75988,7	nd
	Total	133122,3	133064,5	163022,9	152022,3	182452,7	173115,9	146109,8	163270,0	163280,1	153861,4	160265,3	163754,8	139825,9	151974,2	146374,6	161295,0	144904,9	159640,0	138709,8	158934,8	127332,5	152824,6	130692,7	nd

2. TABLE OLIVE – 2017/18

Trade in table olives at the close of the 2017/18 crop year* increased by 9,3% in Canada, but fell by 3,8% in Brazil, 3,4% in the US and 1,9% in Australia compared to the same period the previous crop year.

EU figures during the first eleven months of the 2017/18 crop year show a 0,1% increase in intra-EU acquisitions and 16,7% in extra-EU acquisitions compared to the same period the previous crop year.

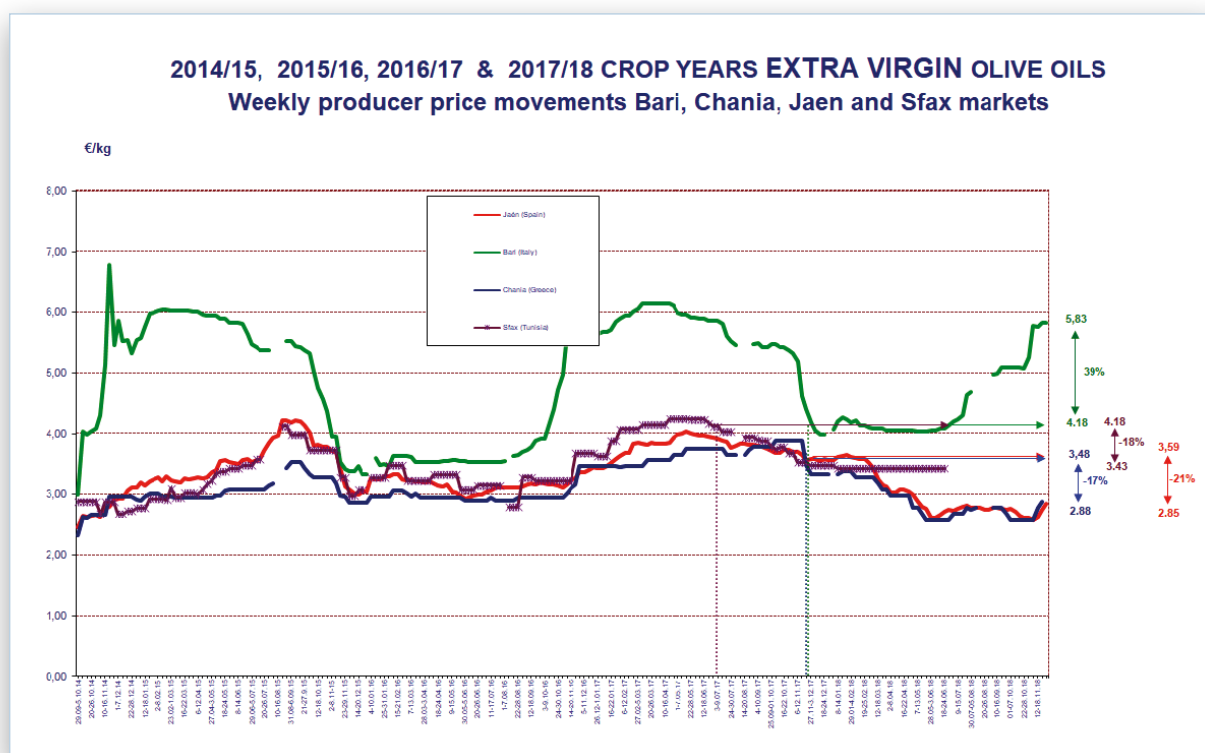
No	Importing country	October 16	October 17	November 16	November 17	December 16	December 17	January 17	January 18	February 17	February 18	March 17	March 18	April 17	April 18	May 17	May 18	June 17	June 18	July 17	July 18	August 17	August 18	September 17	September 18
1	Australia	2295,4	2843,6	3529,7	2039,0	2512,7	2016,3	3516,9	1475,0	2376,7	2498,0	2206,4	2454,3	2225,4	2160,0	2428,2	2826,0	1786,1	3397,0	2701,1	4125,0	2272,0	2903,0	1772,0	nd
2	Brazil	5232,9	5443,7	6844,5	7285,3	7652,5	7275,6	4363,3	6103,4	3930,6	6442,4	3930,6	8383,4	5397,1	7079,4	4496,4	6124,1	3971,8	4808,0	4243,8	5776,0	4786,9	5279,0	4610,0	6816,1
3	Canada	3580,2	4313,7	4873,0	3218,8	2883,7	2888,2	3222,4	3993,4	2842,6	3348,0	4200,9	4787,9	3882,6	4243,0	4070,8	3621,0	2720,7	4713,0	2177,6	3324,0	3152,0	5337,1	3127,0	4238,7
4	China	4188,8	2722,0	8375,6	3833,4	4928,6	7696,5	2776,8	6113,6	1852,0	859,0	2410,9	1338,0	2579,0	nd	3036,7	nd	2335,4	nd	4253,8	nd	5057,3	nd	4027,0	nd
5	Japan	3718,0	4871,0	5987,0	4432,0	3395,0	3946,3	4007,0	4705,3	3034,0	3664,0	4328,0	4585,0	4829,0	4486,0	6697,0	5128,0	4813,0	5037,0	5215,2	5462,4	5689,0	5480,0	5170,5	5387,8
6	Russia	2141,1	2254,7	2273,4	2036,0	1745,7	2106,9	1325,9	1783,0	1800,0	1746,5	2354,0	2011,2	2504,4	1995,0	2326,3	2432,0	2442,0	2160,5	1581,0	2318,8	2191,6	2340,6	1641,3	nd
7	USA	22315,9	27198,7	29150,7	20715,0	21996,1	26836,2	30428,7	25134,8	20021,8	22999,6	23209,0	29692,2	33968,4	32556,0	28045,4	28242,0	26623,2	26137,3	26375,6	31724,4	31323,2	27301,0	23264,0	23661,4
8	Extra-EU27	7774,5	6495,9	8827,0	16739,1	23950,8	25156,9	3177,8	11126,2	9111,2	23024,1	8329,9	23411,7	5755,2	18123,6	6587,2	21339,7	10545,6	15548,7	8455,2	13678,8	7537,0	22874,2	11082,2	nd
	Intra-EU27	81875,5	76921,2	93162,0	91723,7	113387,6	95192,9	93291,0	102835,3	118311,2	88279,8	109296,6	87091,1	78684,8	81351,2	88686,6	91582,2	89667,1	97838,5	83706,5	92525,4	65323,5	81309,6	75988,7	nd
	Total	133122,3	133064,5	163022,9	152022,3	182452,7	173115,9	146109,8	163270,0	163280,1	153861,4	160265,3	163754,8	139825,9	151974,2	146374,6	161295,0	144904,9	159640,0	138709,8	158934,8	127332,5	152824,6	130692,7	nd

II. PRODUCER PRICES – OLIVE OILS

Graph 1 tracks the weekly movements of prices paid to producers for extra virgin olive oil in the three main producer countries of the EU and in Tunisia. Graph 3 shows the weekly changes in producer prices for refined olive oil in the three main EU producer countries. Monthly price movements for these categories are given in Graphs 2 and 4.

Extra virgin olive oil: Producer prices in Spain fell slightly in the last few weeks, coming in at €2.85/kg by mid-November 2018, a 21% decrease compared to the same period the previous crop year (Graph 1).

4 According to the new provisions of the International Agreement on Olive Oil and Table Olives, 2015, which came into force on 1 January 2017, "table olive crop year" means the period of twelve months from 1 September of one year to 31 August of the next. Under the 2005 Agreement, the crop year for table olives was the same as that for olive oil (October to September).



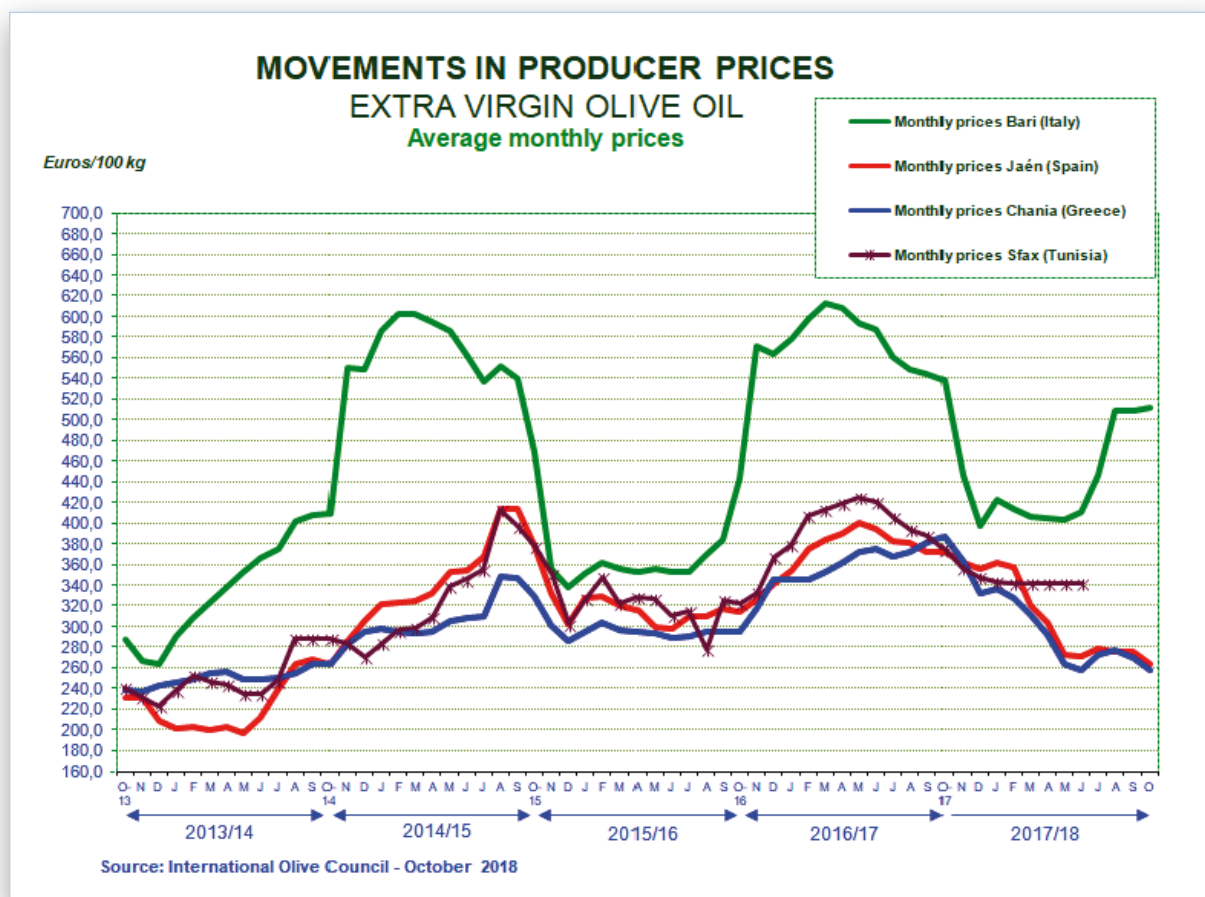
■ Graph 1.

Italy: Production prices have passed the €5 mark at the beginning of September 2018, stabilising in recent weeks and coming in at €5.83/kg by mid-November 2018, a 39% decrease compared to the same period the previous crop year.

Greece: Prices fell slightly in recent weeks, coming in at €2.88/kg by mid-November 2018, a 17% decrease compared to the same period the previous crop year.

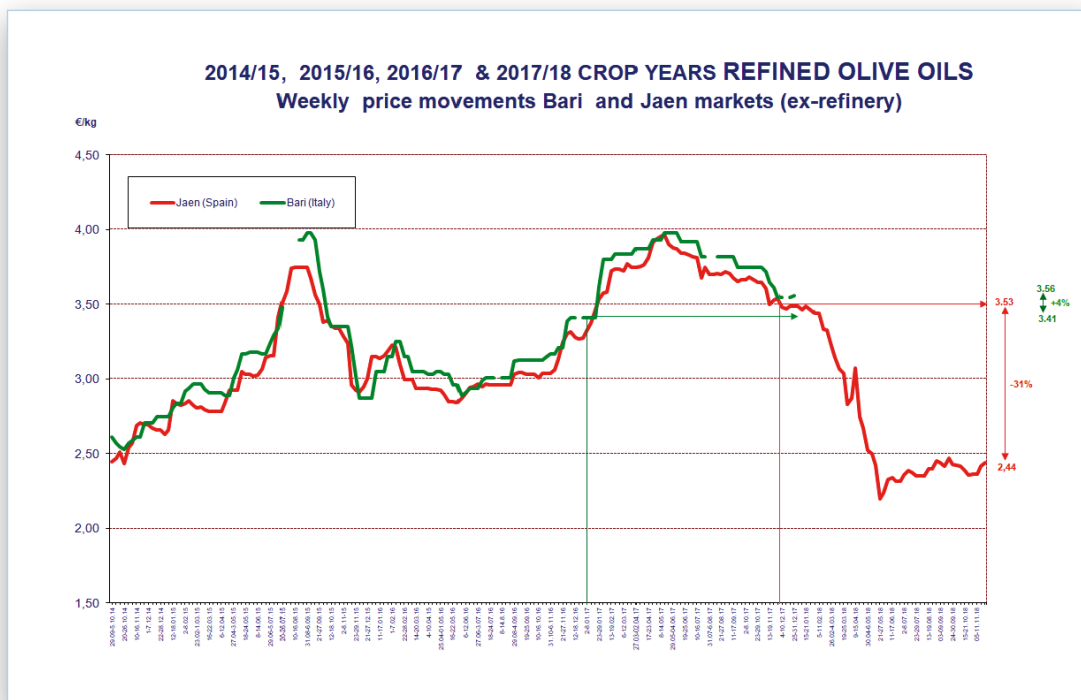
Tunisia: Prices remained stable in the last weeks of June 2018, reaching €3.43/kg, an 18% decrease compared to the same period the previous crop year.

Refined olive oil: Producer prices in Spain came in at €2.44/kg by mid-November 2018, a 31% decrease compared to the same period the previous crop year. Data for this category have not been available from Italy since the end of December 2017, when they reached €3.56/kg, a 4% increase compared to the same period the previous crop year. Data for this category in Greece are not available.

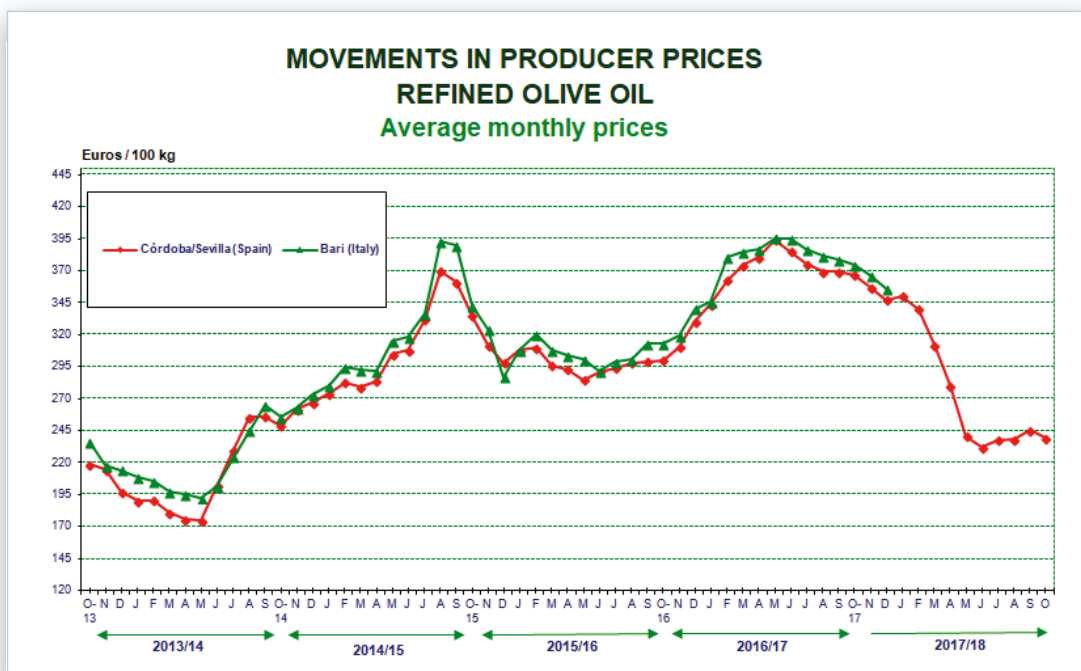


■ Graph 2.

By mid-November 2018, the price difference between extra virgin olive oil (€2.85/kg) and refined olive oil (€2.44/kg) was €0.41/kg in Spain, while it was €0.63/kg in Italy according to data from December 2017 (Graph 3).



Graph 3.



Graph 4.



PHOTO GALLERY



■ The Executive Director of the IOC, Abdellatif Ghedira, and the Spanish Minister of Agriculture, Luis Planas.



■ The Egyptian Minister of Agriculture, Ezz El Din Abu Steit.



■ Eduardo Tempone, Ambassador (Argentina) and Chair of the Council of Members.



■ The Tunisian Minister of Agriculture, Samir Taieb.



■ Jaime Lillo, Deputy Executive Director of the IOC (Spain).



■ Mustafa Sepetçi, Deputy Executive Director of the IOC (Turkey).



■ Abdellatif Ghedira's tribute to the outgoing 2018 Chair of the Council of Members, Ambassador Eduardo Tempone (Argentina).



■ Omar Ahmed Abdel Wahab Selim, Ambassador of Egypt in Spain with Ezz El Din Abu Steit, Minister of Agriculture of Egypt.



STAY TUNED!

<http://www.internationaloliveoil.org>

Keep up with the olive sector through Olive News:

<http://www.scoop.it/t/olive-news>

and the goings on at the IOC:

<http://www.linkedin.com/company/international-olivecouncil>

Our scientific journal Olivæ is available at:

<http://www.internationaloliveoil.org/store/index/48-olivæ-publications>